

# التعليم الدّامج

## قوائم الرّصد التّحصيليّة

إنتاج المركز التربوي للبحوث والإنماء




Grade  
1

بداية الصّف الأساسيّ الأوّل

اللّغة الإنكليزيّة  
ENGLISH LANGUAGE

أربع بطاقات مراجعة | أربعة أسابيع

أربع بطاقات تقويم | أربعة أسابيع



كتيّب المتعلّم (ة) | Student's Booklet

اسم المتعلِّم(ة)

اسم المقيِّم(ة) تاريخ المراجعة

## WEEK 1

## 1 Match capital and small letters. (I.1)

A •	• d
B •	• z
C •	• h
D •	• c
E •	• r
F •	• y
G •	• i
H •	• a
I •	• s
J •	• q
K •	• f
L •	• b
M •	• u
N •	• x
O •	• t
P •	• e
Q •	• o
R •	• m
S •	• p
T •	• j
U •	• w
V •	• n
W •	• g
X •	• v
Y •	• k
Z •	• l

اسم المتعلِّم(ة)


اسم المقيِّم(ة) تاريخ المراجعة

## WEEK 1

- 2 Write the letters of the four sounds the teacher chooses from the following: • B • K • O • M • R • N. (II.1)

1	2	3	4

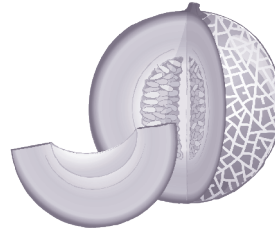
- 3 A • Repeat the names of the pictures after the teacher.  
Then circle the letter **L** in each word. (I.2)




LEMON



SNAIL




MELON




APPLE

- B • Repeat the names of the pictures after the teacher.  
Then circle the letter **B** in each word. (I.2)



WEB



BED



BELL



CABBAGE

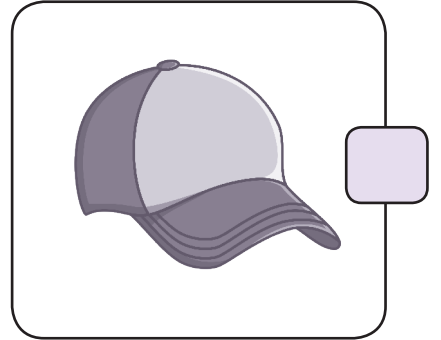
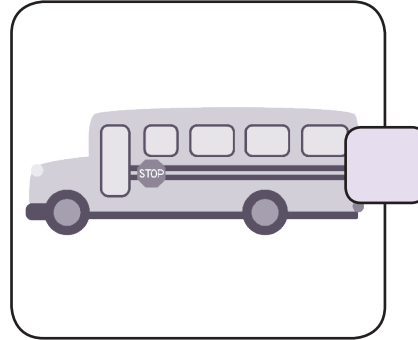
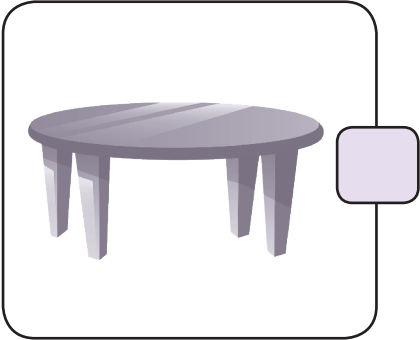
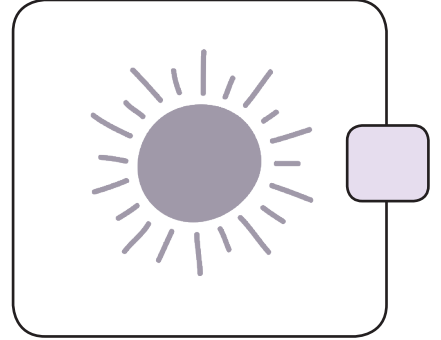
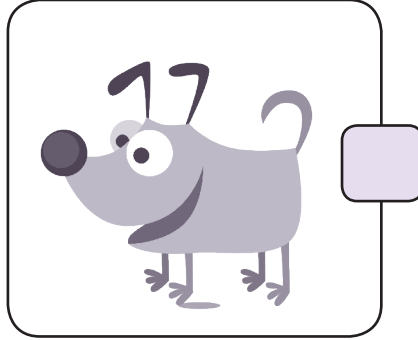
اسم المتعلِّم(ة)

اسم المقيِّم(ة)


تاريخ المراجعة

## WEEK 1

- 4 Look at the picture and listen to the word. Draw a check ✓ when you hear the sound **S** in the word and draw a cross ✗ when the word has no **S** sound. (I.3)



- 5 Repeat the names of the pictures after the teacher.  
Then circle the picture with the beginning sound **M**. (I.4)



- 6 Repeat the names of the pictures after the teacher.  
Then circle the picture with the beginning sound **P**. (I.4)



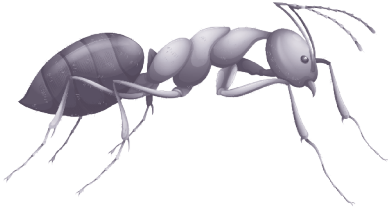
اسم المتعلِّم(ة)

اسم المقيِّم(ة) تاريخ المراجعة

## WEEK 1

- 7 Repeat the names of the pictures after the teacher.  
Then complete the words with the correct beginning letter from the box.  
(II.2)

B	T	A	M	P	R
---	---	---	---	---	---



\_\_\_\_\_nt



\_\_\_\_\_in



\_\_\_\_\_an



\_\_\_\_\_ag

اسم المتعلِّم(ة)

اسم المقيِّم(ة) تاريخ التقويم

## WEEK 1

1 Match the capital and small letters. (I.1)

B •

C •

E •

G •

J •

K •

L •

• c

• k

• l

• b

• g

• j

• e

2 Write the letters of the four sounds the teacher chooses from the following: • D • K • L • M • F • Z. (II.1)

1

---



---



---

2

---



---



---

3

---



---



---

4


---




---



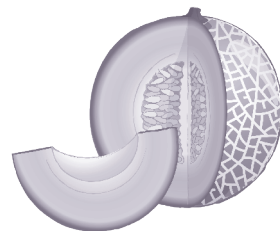
---

3 Circle the letter **N** in each word. (I.2)

LEMON



SNAIL



MELON

اسم المتعلِّم(ة)


تاريخ التقويم

اسم المقيِّم(ة)


## WEEK 1

4 Circle the letter **B** in each word. (I.2)

BIRD






RABBIT



BEAR

5 Look at the picture and listen to the word. Draw a check ✓ when you hear the sound **P** in the word and draw a cross ✗ when the word has no **P** sound. (I.3)



اسم المتعلِّم(ة)

اسم المقيِّم(ة) تاريخ التَّقويم


## WEEK 1

6 Circle the pictures with the beginning B sound. (I.4)



7 Complete the words with the correct beginning letter from the box. (II.2)

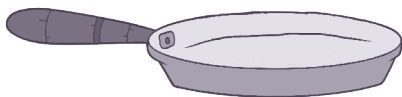
P	T	M	L	R
---	---	---	---	---



\_\_\_\_\_emon



\_\_\_\_\_omato



\_\_\_\_\_an



اسم المتعلِّم(ة)

اسم المقيِّم(ة) تاريخ المراجعة

## WEEK 2

8 Copy the sentence. (II.3)

The man can run fast.

---



---



---



---



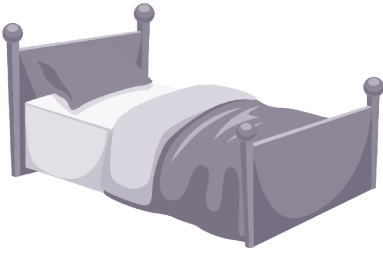


---



---

9 Repeat the names of the pictures after the teacher.  
Then circle the pictures with ending sound **N** . (I.5)



اسم المتعلِّم(ة)

اسم المقيِّم(ة) تاريخ المراجعة

## WEEK 2


10 Repeat the name of the pictures after the teacher.

Then complete the word with the correct ending letter from the box.  
(II.4)

t	n	x	g	m
---	---	---	---	---



He\_\_\_\_\_



Pi\_\_\_\_\_



Ra\_\_\_\_\_



Fo\_\_\_\_\_

اسم المتعلِّم(ة)

اسم المقيِّم(ة)

تاريخ المراجعة

## WEEK 2

11 Blend the letters to read the words. Follow the arrow. (I.6)


Example:



m a p  
> > >



m a n  
> > >




t a p  
> > >

Look at the pictures and read the words. (I.6)




jug



fan



hug



dog



doll



hot



pin



lip




sit

اسم المتعلِّم(ة)

اسم المقيِّم(ة) تاريخ المراجعة

## WEEK 2

## 12 A • Circle the rhyming words. (I.7)



log



pot



jet



dog

## B • In each box, circle the words that rhyme with the first word. (I.7)

jug	log	rug	bug
pan	ran	hen	man
pen	red	ten	den
pin	tin	dog	bin
dog	dog	hot	fog

## 13 Write a word that rhymes with the word in the box. (II.5)

hug

rat

pen

اسم المتعلِّم(ة)

اسم المقيِّم(ة) تاريخ التقويم

## WEEK 2

8 Copy the sentence. (II.3)

The rat sat on the mat.

---



---



---





---



---



---

9 Circle the picture with ending sound **t** sound. (I.5)


اسم المتعلِّم(ة)

اسم المقيِّم(ة) تاريخ التقويم

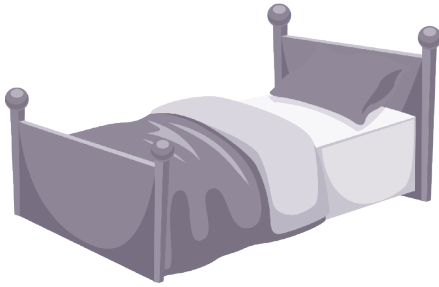
## WEEK 2

10 Complete the word with the correct ending letter from the box. (II.4)

m	p	d	t	n
---	---	---	---	---



Ma \_\_\_\_\_



Be \_\_\_\_\_



Cu \_\_\_\_\_



He \_\_\_\_\_



اسم المتعلِّم(ة)

تاريخ التَّقويم

اسم المقيِّم(ة)

## WEEK 2

11 Match the words with the correct picture. (I.6)



lip

fan

dog

pin

man

12 In each box, circle the words that rhyme. (I.7)

jug

fan

ran

hop

sat

top

13 In each box, circle the words that rhyme with the first word. (I.7)

fog

log

fox

dog

pit

sit

hug

hit

14 Write a word that rhymes with the word in the box. (II.5)

fan

sat

اسم المتعلّم (ة)

اسم المقيّم (ة) تاريخ المراجعة

## WEEK 3

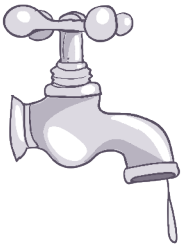
## 14 A • Blend the letters and write the word. (I.8)

Example:



m → an


man




t → ap




b → ug



f → ig



h → at



m → op




اسم المتعلّم (ة)

اسم المقيّم (ة) تاريخ المراجعة

## WEEK 3


B • Repeat the name of the pictures after the teacher.

Then match the letters that complete each word. (I.8)




v → •

• ip



s → •

• an



m → •

• it



l → •

• at

اسم المتعلِّم(ة)

اسم المقيِّم(ة) تاريخ المراجعة

## WEEK 3

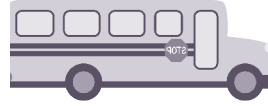
- 15 Repeat the names of the pictures after the teacher.  
Then unscramble the letters and write the word correctly. (II.6)



t r a



m n a



u b s




a t c

- 16 Match the sentence with the correct picture. (I.9)



- The bag is big.



- Sam has a pen.



- The doll is in the box.



- The hen is red

اسم المتعلِّم(ة)

اسم المقيِّم(ة)

تاريخ المراجعة

## WEEK 3

17 Name the actions in the pictures .

Then complete the sentences with words from the box. (I.10)

eat

sit

run



1



2



3

1

Jim can



2

Jim can

3

Jim can

18 Write the name of the picture. (II.7)



اسم المتعلِّم(ة)

اسم المقيِّم(ة) تاريخ التقويم


## WEEK 3

- 15 Look at the pictures and then match the letters that complete the words. (I.8)



p •

• og



l •

• ip



m •

• in



l •

• an

- 16 Unscramble the letters and write the word correctly. (II.6)




u g b



a v n



a b g



a h t

---



---



---

اسم المتعلِّم(ة)


اسم المقيِّم(ة) تاريخ التَّقويم

## WEEK 3


17 Match the sentence with the correct picture. (I.9)



Dad has a dog.



The hen is red.



The mat is big.

اسم المتعلِّم(ة)

تاريخ التقويم

اسم المقيِّم(ة)

## WEEK 3

18 Look at the actions in the pictures.

Then complete the sentences with words from the box. (I.10)

sit

run


eat



1



2




3

1 The boy can

2 The boy can

3 The boy can

19 Write the name of the picture. (II.7)



اسم المتعلِّم(ة)

اسم المقيِّم(ة) تاريخ المراجعة

## WEEK 4

- 19 Add a period . a question mark ? or an exclamation mark ! .  
(II.8)


I can see the cat ☐The jet is big ☐Can the dog run ☐

- 20 Look at the pictures.  
Then fill in the blanks with the correct words from the box. (I.11)

jet	dog	rat
-----	-----	-----



Pam can see the .....



The ..... is big.



Ann can hug the .....

اسم المتعلِّم(ة)

اسم المقيِّم(ة) تاريخ المراجعة

## WEEK 4

21 Rearrange the words to make a meaningful sentence. (II.9)

van • a • Dad • has

---



---



---

the • car • in • is • man

---



---



---

22 Read the sentences. (I.12)

Jad has a jet. —→ He has a jet.Betty has a dog. —→ She has a dog.Fill in the blanks with **He** **She** .

Tala is sad. —→ ..... is sad.

Jim has a pet. —→ ..... has a pet.

23 Look at the picture and then circle the correct word in the sentence. (I.12)



( She / He ) has a cat.



( She / He ) is a doctor.



- اسم المتعلّم(ة) \_\_\_\_\_
- اسم المقيّم(ة) \_\_\_\_\_
- تاريخ المراجعة \_\_\_\_\_

## WEEK 4

24 Write a full sentence to describe where the cat is. (II.10)




---



---



---

25 Write a sentence to describe what the man can do. (II.10)




---



---



---

اسم المتعلّم (ة)

اسم المقيّم (ة) تاريخ التقويم


## WEEK 4

- 20 Add a period . a question mark ? or an exclamation mark ! .  
(II.8)


Can the rat hop ☐The bag is big ☐I can see the bug ☐

- 21 Look at the pictures.  
Then fill in the blanks with the correct words from the box. (I.11)


rat	sun	pot
-----	-----	-----



The \_\_\_\_\_ is big.



The \_\_\_\_\_ is hot.



The \_\_\_\_\_ is in the box.

اسم المتعلّم(ة)

اسم المقيّم(ة) تاريخ التقويم

## WEEK 4

22 Rearrange the words to make a meaningful sentence. (II.9)

the • jog • can • man

---



---



---

23 Read the sentence and then circle the correct word. (I.12)



( She / He ) is happy.



(He /She) is a man.

اسم المتعلّم(ة)

اسم المقيّم(ة)

تاريخ التقويم

## WEEK 4

24 Write a full sentence to describe where the hat is. (II.10)




---



---



---

25 Write a full sentence to describe what the boy can do. (II.10)




---



---



---